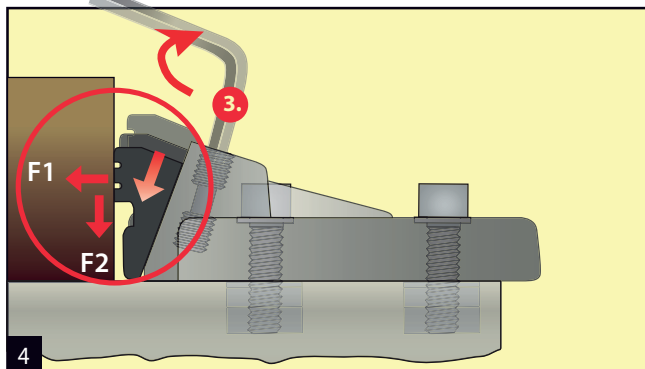
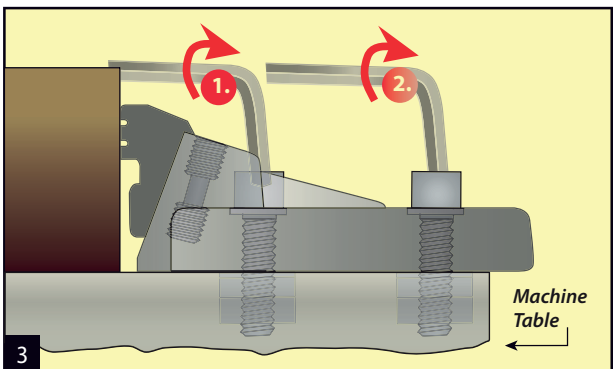
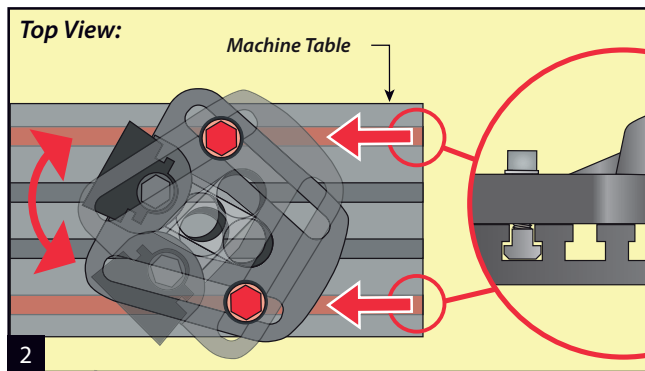
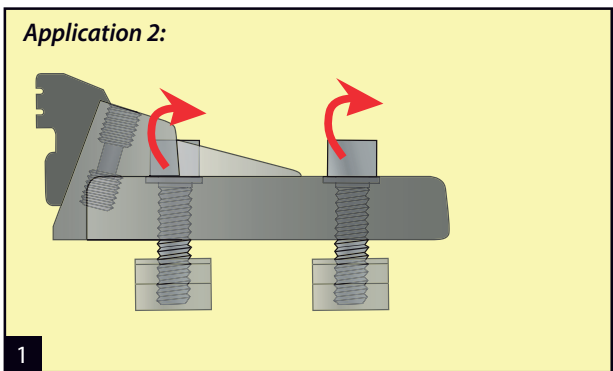
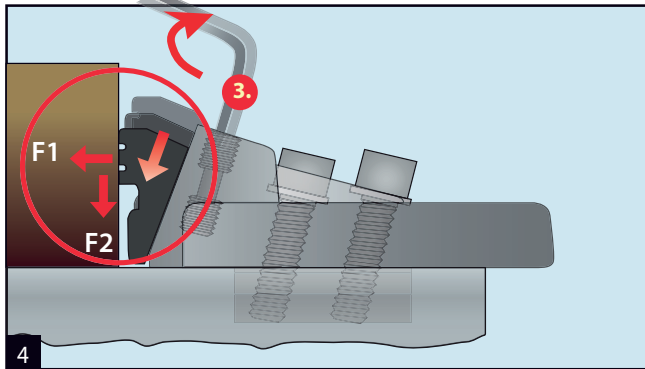
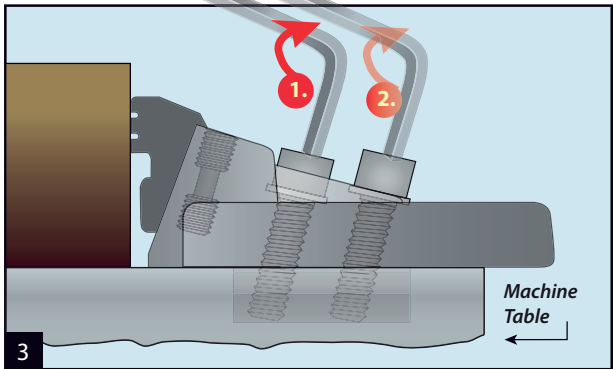
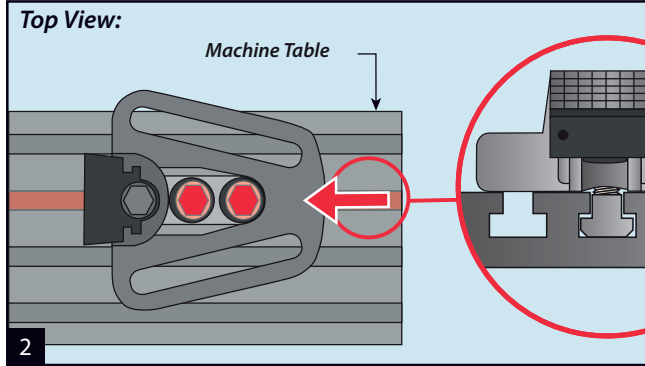
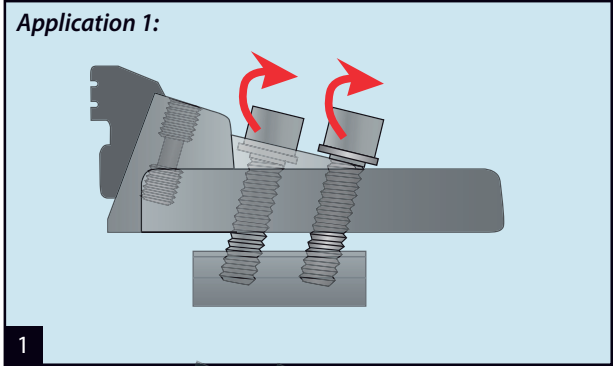
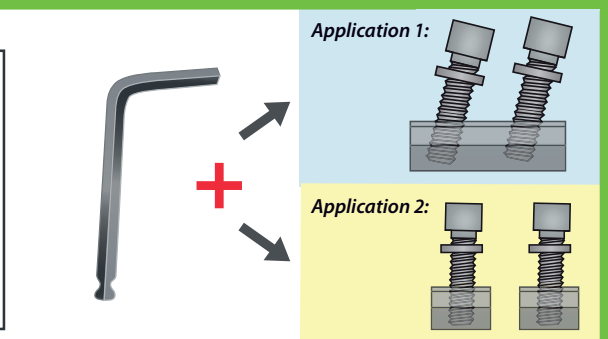
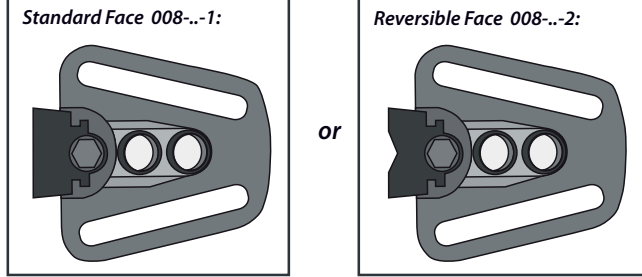
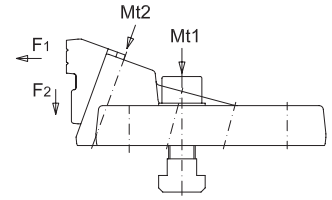


Side Clamp SKQ 10 User Manual

Content:





Side Clamp SKQ10

Imperial

| Series: Side Clamp SKQ10 · Recommended Torques (friction = 0.14) | | | | | | |
|--|------------------|--------|----------------------------|----------------------------|-----------------------|-----------------------|
| Item | Fixing Screw (d) | | Torque Fixing Screw (Mt 1) | Torque Driving Ring (Mt 2) | Holding Force max. F1 | Holding Force max. F2 |
| | inch | metric | ft-lbs | ft-lbs | lbs | lbs |
| ...013-..... | 5/16 | M08 | 22 | 59 | 4,400 | 2,200 |
| ...013-..... | 3/8 | M10 | 33 | 59 | 4,400 | 2,200 |
| ...013-..... | 1/2 | M12 | 59 | 59 | 4,400 | 2,200 |
| ...017-..... | 1/2 | M12 | 59 | 59 | 5,600 | 2,600 |
| ...017-..... | - | M14 | 92 | 88 | 5,600 | 2,600 |
| ...017-..... | 5/8 | M16 | 118 | 88 | 5,600 | 2,600 |
| ...021-..... | 5/8 | M16 | 118 | 88 | 8,900 | 4,400 |
| ...021-..... | - | M18 | 184 | 147 | 8,900 | 4,400 |
| ...021-..... | 3/4 | M20 | 250 | 147 | 8,900 | 4,400 |
| ...025-..... | 3/4 | M20 | 250 | 147 | 14,600 | 7,100 |
| ...025-..... | 7/8 | M22 | 309 | 221 | 14,600 | 7,100 |
| ...025-..... | 7/8 | M24 | 398 | 221 | 14,600 | 7,100 |

Metric

| Series: Side Clamp SKQ10 · Recommended Torques (friction = 0.14) | | | | | | |
|--|----------------|----------------------------|----------------------------|-----------------------|-----------------------|--|
| Item | Fixing Screw d | Torque Fixing Screw (Mt 1) | Torque Driving Ring (Mt 2) | Holding Force max. F1 | Holding Force max. F2 | |
| | | Nm | Nm | kN | kN | |
| ...013-..... | M08 | 30 | 80 | 20 | 10 | |
| ...013-..... | M10 | 45 | 80 | 20 | 10 | |
| ...013-..... | M12 | 80 | 80 | 20 | 10 | |
| ...017-..... | M12 | 80 | 80 | 25 | 12 | |
| ...017-..... | M14 | 125 | 120 | 25 | 12 | |
| ...017-..... | M16 | 160 | 120 | 25 | 12 | |
| ...021-..... | M16 | 160 | 120 | 40 | 20 | |
| ...021-..... | M18 | 250 | 200 | 40 | 20 | |
| ...021-..... | M20 | 340 | 200 | 40 | 20 | |
| ...025-..... | M20 | 340 | 200 | 65 | 32 | |
| ...025-..... | M22 | 420 | 300 | 65 | 32 | |
| ...025-..... | M24 | 540 | 300 | 65 | 32 | |

We reserve the rights to make technical changes